

*Michel
Thomas*[®]

**ADVANCED
GERMAN**

Hodder Arnold

A MEMBER OF THE HODDER HEADLINE GROUP



Michel Thomas, 1914–2005

Michel Thomas, the internationally renowned linguist and language teacher, who was recently awarded the Silver Star by the US Army for his bravery in the Second World War, died of heart failure at his home in New York on 8th January. He was 90.

To find out more, please get in touch with us

For general enquiries and for information on Michel Thomas:

Call: 020 7873 6400 Fax: 020 7873 6325
Email: michelthomas-enquiries@hodder.co.uk

To place an order:

Call: 01235 400414 Fax: 01235 400454 Email: uk.orders@bookpoint.co.uk

You can write to us at:

Hodder Arnold, 338 Euston Road, London NW1 3BH
www.michelthomas.co.uk

Unauthorized copying of this booklet or the accompanying audio material is prohibited, and may amount to a criminal offence punishable by a fine and/or imprisonment.

First published in UK 2004, 2006 by Hodder Headline, 338 Euston Road, London NW1 3BH.

Copyright © 2006 Thomas Keymaster Languages LLC All rights reserved.

All rights reserved. No part of this publication may be reproduced or transmitted in any form or by any means, electronic or mechanical, including photocopy, recording, or any information storage and retrieval system, without permission in writing from the publisher or under licence from the Copyright Licensing Agency Limited. Further details of such licences (for reprographic reproduction) may be obtained from the Copyright Licensing Agency Limited, Saffron House, 6–10 Kirby Street, London EC1N 8TS, UK.

Typeset by Transet Limited, Coventry, England.

Printed in Great Britain

First published 2006

Impression 10 9 8 7 6 5 4 3 2 1

Year 2010 2009 2008 2007 2006

Introduction

Anyone can learn a language with Michel Thomas!

The amazing teaching method of the world's greatest language teacher, Michel Thomas, is now available to everyone, not just the rich and famous. These all-audio courses, published by Hodder Arnold, provide an accelerated method for language learning that is truly revolutionary. And they promise a remarkable educational experience that will make your learning both exciting and pleasurable.

No books, no pens, no homework, no memorizing – just sit back and let the most sought-after language teacher in the world be your guide. In a matter of hours, you will find yourself speaking and thinking in your new language quite naturally and effortlessly.



Photo by Robert Milazzo

2

What is the Michel Thomas method?

Over a period of twenty-five years, Michel Thomas developed and perfected a unique method of teaching languages*. His approach gives startling results within a remarkably short time, all without the need for books, memorizing, or homework. In essence, Michel Thomas breaks a language down to its component parts and enables learners to reconstruct the language themselves to form their own sentences, to say what they want, when they want. The experience of learning a language becomes so exciting and satisfying that it stimulates self-motivation and builds confidence.

Michel Thomas presents the language within simple, elegant structures that echo the way the language is spoken. He achieves this by guiding you through carefully planned sets of exercises that build up your understanding of the language almost without you realizing it. You are able to absorb the structures effortlessly and apply them naturally right from the start.

What does the Advanced course contain?

In his specially developed course you hear the voice of Michel Thomas as he leads a class of two students, who have completed the Michel Thomas **Foundation** (8-hour) course. Their responses to Michel Thomas are not scripted and they have received no additional instruction or preparation – just the guidance from Michel Thomas that you hear. You participate in this class actively and learn along with the students.

This radically different approach means that you will learn a language in 'real-time' conditions, that is in the same way that the students on the recording learn. There is no need to stop the recording to do homework, additional exercises, or vocabulary memorization. Therefore, unlike other learning methods you may have encountered, you will not be set unrealistic or unachievable goals. The success of the Michel Thomas method is proven by the very results that you hear from the students on the recording and, at the same time, from you as you make your own responses!

**U.S. patent 6,565,358*

HOW IS THE ADVANCED COURSE BEST USED?

- **Relax!** Make yourself comfortable before playing the recording and try to let go of the tensions and anxieties traditionally associated with learning.
- **Do not write or take any notes.** Remove notebooks, pens, dictionaries and anything else associated with learning at school.
- **Do not try to remember.** While participating in the recording and afterwards, it is important that you do not try to memorize specific words or expressions. It is a basic principle of the Michel Thomas method that the responsibility for the student's learning lies with the teacher. With Michel Thomas as your teacher, your learning will be based on understanding, and what you understand you don't forget.
- **Interact fully with the recordings.** Use the pause button and respond out loud (or in a whisper, or in your head, if you are in a public place) before the students' responses. *This is essential.* You do not learn by repetition but by thinking out the answers to each question; it is by your own thought process that you truly learn.
- **Give yourself time to think.** The students on the recordings had all the time they needed to think out their responses. On the recordings their 'thinking time' has been cut in order to make full use of the recording time and to give you all the time you may need (by pushing your pause button). The pause button is the key to *your* learning!
- **Start at the beginning of the course.** Whatever your existing knowledge of the language you are learning, it is important that you follow the way that Michel builds up your knowledge of the language.
- **Do not get annoyed with yourself if you make a mistake.** Mistakes are part of the learning process; as long as you understand why you made the mistake and you have the 'ahaa' reaction – 'yes, of course, I understand now' – you are doing fine. If you made a mistake and you do not understand why, you may have been daydreaming for a few seconds. The course is structured so that you cannot go on unless you fully understand everything, so just go back a little and you will pick up where you left off.
- **Stop the recording whenever it suits you.** You will notice that this course is not divided into lessons*; you will always be able to pick up from where you left off, without the need to review.

**Tracking breaks in the recordings reflect the numbering in the index (pages 9–39). These breaks are added purely to help you locate where you left off, and do not represent any sort of hierarchy in Michel's method.*

4

What level of language will I achieve?

The Advanced course is primarily designed for those who have completed the Michel Thomas Foundation (8-hour) course. It is also appropriate for anyone who has studied a language before, but has forgotten much of it or does not have confidence in speaking.

Michel Thomas teaches the everyday conversational language that will allow you to communicate in a wide variety of situations, empowered by the ability to create your own sentences and use the language naturally. You will absorb the vocabulary and grammatical structures and, in addition, will be introduced to elements of writing and reading.

The Advanced follow-on to the Michel Thomas Foundation (8-hour) course expands on the tenses and structures only touched upon in the earlier course, to give you a comprehensive understanding and mastery of complex and sophisticated language.

How quickly can I learn with the Advanced course?

One of the most remarkable features of the Michel Thomas method is the speed with which results are achieved. A knowledge of the language that will take months of conventional study can be achieved in a matter of hours with the Advanced course. Michel masterfully guides the student through an instructional process at a very rapid rate – yet the process will appear informal, relaxed and unhurried. Michel moves quickly between numerous practice sessions, which all build the learners' confidence in their ability to communicate in complex ways.

Because the Michel Thomas method is based on understanding, not memorization, there is no set limit to the length of time that you should study the course. It offers immersion without strain or stress, and you will find the recordings are not divided into lessons, though the material has been indexed for your convenience (pages 9–39). This means that you can stop and start as you please.

The excitement of learning will motivate you to continue listening and learning for as long a time as is practical for you. This will enable you to make progress faster than you ever imagined possible.

Who is the Advanced course for?

Anyone can learn a language with the Michel Thomas method – and the wide diversity of his students proves this. Not only does Michel instruct the rich and famous, but he has also taught many so-called ‘hopeless cases’. For example, in 1997, Michel taught French to a group of sixteen-year-olds in north London who had been told they could never learn a language, and gave them the ability to use the new language far beyond their expectations – in just a week. Perhaps more important, he gave them the confidence to speak and a belief in, and the experience of, their own ability to learn.

Whatever your motivation for learning a language, the Michel Thomas course quite simply offers the most effective method that is available.

How do I use the Advanced Review course?

The **Review** course has been devised for those who want to review, quickly and easily, the entire teaching contents of the Michel Thomas Advanced course. The Review course can be used in many ways: when you have reached the end of the main course to check or consolidate your learning; as a quick refresher when you return to the main course after a lapse of time; or if you are a newcomer to Michel Thomas looking for an overview of what the main courses contain. Michel will give you a prompt in English, there is a pause which allows time for your response in the foreign language, then Michel gives the correct response. If you struggled to give the right answer, or gave an incorrect answer, when working through the Review course, you can use the index (pages 9–39) to locate precisely where in the main course the specific language point is taught in depth, and can return to the main course to work through the relevant section again.

What can I do next?

The Michel Thomas **Language Builders** take the form of a ‘one-to-one’ lecture with Michel Thomas, building on the words and phrases in his Foundation (8-hour) and Advanced courses. The courses provide confidence in pronunciation, increase your word-power and consolidate your knowledge in just two hours.

6

The much-anticipated **Vocabulary** courses carry forward the Michel Thomas teaching tradition and faithfully follow his unique approach to foreign language learning. The series editor is Dr Rose Lee Hayden, Michel's most experienced and trusted teacher. The courses remain faithful to the method Michel Thomas uses in his earlier courses, with the all-audio and 'building-block' approach. The presenter builds on Michel's foundations to encourage the student at home to tap into the vast resources of vocabulary common to English and the foreign languages taught here. The student takes part in the audio, following prompts by the presenter, as in Michel Thomas' original Foundation and Advanced courses. The teaching is all in English, with the addition of two native speakers to give models for perfect pronunciation and to increase the opportunity for practice.

See the end of the booklet for details about all these courses.

Try to speak with native speakers whenever possible, as this is invaluable for improving your fluency. Magazines and newspapers (especially those which feature interviews) will give you practice in the most current and idiomatic language. Expose yourself to the language whenever you can – you will have firm foundations on which to build.

So, who was Michel Thomas?

Michel Thomas was head of the Michel Thomas Language Centers and taught languages for over fifty years, primarily in New York, Beverly Hills, and London. He was a graduate of the Department of Philology at the University of Bordeaux, France, and studied psychology at the Sorbonne (Paris) and at the University of Vienna. However, it was his remarkable life experiences that fuelled his passion for teaching languages.

Michel spent most of his childhood in Germany and France. With the rise of Hitler, he began his years of escape and resistance. He spent two brutal years in French concentration and slave labour camps, constantly threatened by deportation to German death camps.

He escaped and fought for the French Resistance, surviving capture and interrogation by Klaus Barbie – the 'Butcher of Lyons' – and torture by the Gestapo.



Michel in the uniform of an officer in the French Resistance

His mastery of languages enabled him to adopt many identities (the last one being 'Michel Thomas'), and, once France was liberated, allowed him to join the US Army as an intelligence officer. His unit went on to liberate Dachau, where he interrogated the camp executioner and interviewed survivors. As well as recording the horrors of the Holocaust, he was driven by a personal mission to discover the fate of his own family (he later discovered that they had all perished in Auschwitz). At the end of the war, he masterminded operations to uncover war criminals and infiltrate

underground Nazi groups, and was renowned for his ability to extract confessions without ever recourse to violence. In 1944 Michel was nominated for the Silver Star medal for his service to the US Army's 45th Infantry Division in France. The award was finally presented to him in May 2004, sixty years later.

Michel's wartime experiences, particularly his torture by the Gestapo when he discovered the ability to block out pain, made him aware of the untapped potential of the human mind. However, it was his deeply held conviction that the biggest weapon in maintaining a free society was education that drove him to devote his life to probing the learning process. Michel moved to Los Angeles in 1947, and he set up a language institute in Beverly Hills. Over a period of twenty-five years, he developed a unique and revolutionary learning system that has made him the world's leading language teacher. Now, for the first time, his method has been made widely available through the publication of these recordings.

For a full account of his fascinating life, read 'The Test of Courage: Michel Thomas' by Christopher Robbins, published by Hodder & Stoughton.

8



Who has Michel Thomas taught?

People came from all over the world to learn a foreign language with Michel Thomas – because his method works. His students, now numbering in the thousands, have included well-known people from the arts and from the corporate, political and academic worlds. For example, he taught French to filmstar Grace Kelly prior to her marriage to Prince Rainier of Monaco.

Michel with Grace Kelly

Michel's list of clients include:

- *Celebrities*: Emma Thompson, Woody Allen, Barbra Streisand, Warren Beatty, Melanie Griffith, Eddie Izzard, Bob Dylan, Jean Marsh, Donald Sutherland, Mrs George Harrison, Anne Bancroft, Mel Brooks, Nastassia Kinski, Carl Reiner, Raquel Welch, Johnny Carson, Julie Andrews, Isabelle Adjani, Candice Bergen, Barbara Hershey, Priscilla Presley, Loretta Swit, Tony Curtis, Diana Ross, Herb Alpert, Angie Dickinson, Lucille Ball, Doris Day, Janet Leigh, Natalie Wood, Jayne Mansfield, Ann-Margaret, Yves Montand, Kim Novak, Otto Preminger, Max von Sydow, Peter Sellers, François Truffaut, Sophia Coppola.
- *Diplomats, dignitaries and academics*: Former U.S. Ambassador to France, Walter Curley; U.S. Ambassador to the U.N., Joseph V. Reed; Cardinal John O'Connor, Archbishop of New York; Anthony Cardinal Bevilacqua, Archbishop of Philadelphia; Armand Hammer; Sarah Ferguson, Duchess of York; Professor Herbert Morris, Dean of Humanities at UCLA; Warren Keegan, Professor of Business at Pace University in New York; Professor Wesley Posvar, former President of the University of Pittsburgh.
- *Executives from the following corporations*: AT&T International, Coca-Cola, Procter & Gamble, Chase Manhattan Bank, American Express, Merrill Lynch, New York Chamber of Commerce and Industry, Boeing Aircraft, General Electric, Westinghouse Electric, Bank of America, Max Factor, Rand Corporation, Bertelsmann Music Group-RCA, Veuve Clicquot Inc., McDonald's Corporation, Rover, British Aerospace.

Index

✓ = features on the Review course X = Foundation (8-hour) course only

Advanced course: CD 1 Track 1

0:00	Introduction to the Advanced course		
2:05	to stay	<i>bleiben</i>	
2:13	I'm staying	<i>ich bleibe</i>	
2:20	he is staying	<i>er bleibt</i>	
2:24	he doesn't stay	<i>er bleibt nicht</i>	
2:45	We are staying here.	<i>Wir bleiben hier.</i>	
2:52	They are staying here.	<i>Sie bleiben hier. / Die bleiben hier.</i>	
3:00	you are staying	<i>Sie bleiben</i>	
3:57	You are not staying here.	<i>Sie bleiben nicht hier.</i>	
4:04	How long are you staying here?	<i>Wie lange bleiben Sie hier?</i>	
4:16	He will stay (here).	<i>Er wird (hier) bleiben.</i>	✓
4:42	She won't stay here.	<i>Sie wird nicht hier bleiben.</i>	✓
4:55	How long will you stay here?	<i>Wie lange werden Sie hier bleiben?</i>	X
5:28	How long are you going to stay here?	<i>Wie lange werden Sie hier bleiben?</i>	X
5:48	Will you tell me how long you are going to stay here.	<i>Wollen Sie mir bitte sagen, wie lange Sie hier bleiben werden.</i>	✓
6:34	I would like to know how long you can stay here.	<i>Ich möchte wissen, wie lange Sie hier bleiben können.</i>	✓

Advanced course: CD 1 Track 2

0:00	If you are talking to friends or family, you can use 'Du' instead of 'Sie' for 'you'.		
0:44	How long are you staying here?	<i>Wie lange bleibst du hier?</i>	✓

Advanced course: CD 1 Track 3

0:00	I will do it.	<i>Ich werde es tun.</i>	X
0:10	I won't do it.	<i>Ich werde es nicht tun.</i>	X
0:19	We will stay here.	<i>Wir werden hier bleiben.</i>	X
0:37	They will stay here.	<i>Sie werden hier bleiben. / Die werden hier bleiben.</i>	X

Review course Track 2

X

X

X

X

X

X

X

X

X

X

✓

✓

X

X

✓

✓

Review course Track 3

X

✓

Review course Track 4

X

X

X

X

10	0:52	You will stay here.	<i>Sie werden hier bleiben.</i>	X
	1:14	How long are you staying? (to a friend)	<i>Wie lange bleibst du?</i>	X
	1:38	I will stay.	<i>Ich werde bleiben.</i>	X
	1:44	How long will you stay?	<i>Wie lange werden Sie bleiben?</i>	X
	1:50	They will not stay here.	<i>Sie (die) werden nicht hier bleiben.</i>	X
	2:04	How long are you staying? (to a friend)	<i>Wie lange bleibst du?</i>	X
	2:13	I will stay.	<i>Ich werde bleiben.</i>	X
	2:19	You will stay. (to a friend)	<i>Du wirst bleiben.</i>	✓
	2:32	I don't know how long he will stay here.	<i>Ich weiß nicht, wie lange er hier bleiben wird.</i>	✓
Advanced course: CD 1 Track 4				Review course Track 5
	0:24	I can do it.	<i>Ich kann es tun.</i>	X
	0:30	I cannot do it.	<i>Ich kann es nicht tun.</i>	X
	0:36	Can you do it?	<i>Können Sie es tun?</i>	X
	0:45	Why can't you do it?	<i>Warum können Sie es nicht tun?</i>	X
	1:29	Why can't you do it now?	<i>Warum können Sie es jetzt nicht tun?</i>	X
	2:03	I cannot find it. I don't know where it is.	<i>Ich kann es nicht finden. Ich weiß nicht, wo es ist.</i>	X
	2:25	In speaking, 'kann es' may be contracted to 'kann's'.		X
	2:50	He cannot understand it.	<i>Er kann es nicht verstehen.</i>	X
	2:57	He cannot understand me.	<i>Er kann mich nicht verstehen.</i>	✓
	3:12	Why can't you understand me?	<i>Warum können Sie mich nicht verstehen?</i>	X
Advanced course: CD 1 Track 5				Review course Track 6
	0:00	I will tell it to you later.	<i>Ich werde es Ihnen später sagen.</i>	✓
	0:45	Whenever you start out with 'will you' in the sense of 'will you please', it is a polite request and the German is 'wollen Sie'. If you do not start out with 'will', then it is the future tense.		X
	1:20	At what time are you going to be here?	<i>Um wie viel Uhr werden Sie hier sein?</i>	X
	1:41	He will come with us.	<i>Er wird mit uns kommen.</i>	✓

1:53	Will you wait for me.	<i>Wollen Sie auf mich warten.</i>	X
2:21	Where do you want to wait for me?	<i>Wo wollen Sie auf mich warten?</i>	X
2:53	Where do you want to go?	<i>Wohin wollen Sie gehen?</i>	✓
Advanced course: CD 1 Track 6			Review course Track 7
0:15	He won't be able to find it.	<i>Er wird es nicht finden können.</i>	✓
0:38	He won't be able to tell it to you because he doesn't know it.	<i>Er wird es nicht Ihnen sagen können, denn er weiß es nicht (weil er es nicht weiß).</i>	✓
2:04	you know (to a friend)	<i>du weißt</i>	✓
2:32	He will not be able to do it.	<i>Er wird es nicht tun können.</i>	✓
Advanced course: CD 1 Track 7			
0:00	If you don't start a sentence with the subject, you invert. For example, 'He won't be able to do that' is 'Er wird das nicht tun können', but 'That he won't be able to do' is 'Das wird er nicht tun können'.		X
Advanced course: CD 1 Track 8			Review course Track 8
0:16	I wouldn't be able to do it.	<i>Ich würde es nicht tun können.</i>	✓
0:53	He would never be able to do it.	<i>Er würde es nie tun können.</i>	✓
Advanced course: CD 1 Track 9			Review course Track 9
0:00	never	<i>nie / niemals</i>	X
0:33	I have no time to do it.	<i>Ich habe keine Zeit, es zu tun.</i>	✓
1:11	newspaper	<i>die Zeitung</i>	X
1:42	to read	<i>lesen</i>	✓
1:51	I will read the newspaper.	<i>Ich werde die Zeitung lesen.</i>	✓
Advanced course: CD 1 Track 10			Review course Track 10
0:23	Could you tell me?	<i>Könnten Sie mir sagen?</i>	X
0:38	Could you come with me?	<i>Könnten Sie mit mir kommen?</i>	X
0:48	Could you come with me? (to a friend, Paul)	<i>Könntest du mit mir kommen?</i>	✓

12

1:04	In English, 'could' can mean 'would be able to' or it can be the past tense. If 'could' in English is not clearly in the past, use 'könnten'.		X
2:05	Could you wait for me now? <i>Könnten Sie auf mich warten?</i>		X
2:24	Could you tell me where it is? <i>Könnten Sie mir sagen, wo es ist?</i>		✓
2:37	I'm sorry but I couldn't understand you. <i>Es tut mir Leid, aber ich konnte Sie nicht verstehen.</i>		✓
Advanced course: CD 1 Track 11			Review course Track 11
0:00	Review of 'haben'		X
0:19	he has <i>er hat</i>		✓
0:29	you (Paul) <i>du hast</i>		X
0:51	You are right. <i>Sie haben Recht.</i>		✓
1:39	You are right. (to a friend) <i>Du hast Recht.</i>		X
1:53	Why don't you buy it? <i>Warum kaufen Sie es nicht?</i>		✓
2:43	Why don't you want to buy it? <i>Warum wollen Sie es nicht kaufen?</i>		✓
2:56	Where will you buy it? / Where are you going to buy it? <i>Wo werden Sie es kaufen?</i>		✓
3:13	Why won't you buy it? <i>Warum werden Sie es nicht kaufen?</i>		✓
Advanced course: CD 1 Track 12			Review course Track 12
0:00	Introduction to the past tense		X
0:46	I have bought it. <i>Ich habe es gekauft.</i>		✓
1:06	I have not bought it. <i>Ich habe es nicht gekauft.</i>		✓
1:14	still <i>noch</i>		X
1:38	I want something more. <i>Ich will noch etwas.</i>		✓
1:48	I want to eat something more. <i>Ich will noch etwas essen.</i>		✓
1:56	a little more <i>noch ein wenig / noch ein bisschen</i>		X
2:29	not yet <i>noch nicht</i>		X
2:38	He didn't buy it yet. <i>Er hat es noch nicht gekauft.</i>		✓
3:28	Why didn't you buy it yet? <i>Warum haben Sie es noch nicht gekauft?</i>		✓
3:40	to make <i>machen</i>		X
3:44	He has made it. <i>Er hat es gemacht.</i>		✓
3:56	He laughed. <i>Er hat gelacht.</i>		✓

Advanced course: CD 1 Track 13

**Review course
Track 13**

13

0:06	There are two types of prefixes: those that are detachable and those that are not. Whenever the stress is on the prefix, it is detachable.		X
0:39	to go away	<i>weggehen</i>	✓
0:48	I'm going away.	<i>Ich gehe weg.</i>	✓
0:57	back	<i>zurück</i>	X
1:13	to go back	<i>zurückgehen</i>	✓
1:22	to come back	<i>zurückkommen</i>	✓
1:28	He is coming back soon.	<i>Er kommt bald zurück.</i>	✓
1:42	He will come back soon.	<i>Er wird bald zurückkommen.</i>	✓
1:56	to sell	<i>verkaufen</i>	✓
2:08	I'm selling it.	<i>Ich verkaufe es.</i>	✓
2:28	Verbs that have a non-detachable prefix do not use 'ge' in the past tense.		X
2:47	I have sold it.	<i>Ich habe es verkauft.</i>	✓
2:58	He sold it. / He has sold it.	<i>Er hat es verkauft.</i>	✓
3:07	He didn't sell it yet. / He has not yet sold it.	<i>Er hat es noch nicht verkauft.</i>	✓
3:21	We sold it. / We have sold it.	<i>Wir haben es verkauft.</i>	✓
3:29	You sold it. / You have sold it.	<i>Sie haben es verkauft.</i>	✓
3:34	They sold it. / They have sold it.	<i>Sie (die) haben es verkauft.</i>	✓
3:47	You (friend) have sold it.	<i>Du hast es verkauft.</i>	X
3:56	Why did you sell it? / Why have you sold it? (to a friend)	<i>Warum hast du es verkauft?</i>	✓
4:11	Why didn't you sell it? / Why have you not sold it?	<i>Warum haben Sie es nicht verkauft?</i>	✓
4:26	Why didn't you sell it yet?	<i>Warum haben Sie es noch nicht verkauft?</i>	✓
4:47	Everything is sold.	<i>Alles ist verkauft.</i>	✓
5:03	It is not sold yet.	<i>Es ist noch nicht verkauft.</i>	✓
5:23	He told me. / He has told me.	<i>Er hat mir gesagt.</i>	✓
5:47	Why didn't you tell me? / Why have you not told me?	<i>Warum haben Sie mir nicht gesagt...?</i>	✓
6:02	We have told it to you.	<i>Wir haben es Ihnen gesagt.</i>	✓

14

6:42	He told me that he wouldn't do it.	<i>Er hat mir gesagt, dass er es nicht tun würde.</i>	✓
7:46	He didn't tell me that he will do it.	<i>Er hat mir nicht gesagt, dass er es tun wird.</i>	✓

Advanced course: CD 1 Track 14

0:00	to repair	<i>reparieren</i>	X
0:07	I'm repairing it.	<i>Ich repariere es.</i>	X
0:14	He is repairing it.	<i>Er repariert es.</i>	✓
0:22	Verbs that end in -ieren do not take 'ge' in the past tense.		X
0:35	I have repaired it.	<i>Ich habe es repariert.</i>	✓
0:46	to organize	<i>organisieren</i>	✓
0:55	He organized it.	<i>Er hat es organisiert.</i>	✓
1:03	to specialize	<i>spezialisieren</i>	X
1:09	to control	<i>kontrollieren</i>	✓
1:14	He controlled it.	<i>Er hat es kontrolliert.</i>	✓
1:20	It is controlled.	<i>Es ist kontrolliert.</i>	✓
1:29	It is well organized.	<i>Es ist sehr gut organisiert.</i>	✓
1:44	He organized it.	<i>Er hat es organisiert.</i>	X
1:56	Everything is well organized.	<i>Alles ist sehr gut organisiert.</i>	✓

Review course Track 14

Advanced course: CD 1 Track 15

0:00	Everything is sold.	<i>Alles ist verkauft.</i>	X
0:09	I sold it.	<i>Ich habe es verkauft.</i>	X
0:17	I had	<i>ich hatte</i>	✓
0:35	we had	<i>wir hatten</i>	✓
0:41	they had / you had	<i>Sie hatten</i>	✓
0:51	he had	<i>er hatte</i>	✓
0:56	you (friend) had	<i>du hattest</i>	X
1:05	I had it.	<i>Ich hatte es.</i>	✓
1:10	I didn't have it.	<i>Ich hatte es nicht.</i>	✓
1:16	I would have it.	<i>Ich würde es haben.</i>	X
1:31	I wouldn't have it.	<i>Ich würde es nicht haben.</i>	X
1:39	I wouldn't have the time to do it.	<i>Ich würde nicht die Zeit haben, es zu tun. / Ich würde keine Zeit haben, es zu tun.</i>	X

Review course Track 15

2:48	There are two ways to express 'would have': either 'würde haben' or 'hätten'		X
3:57	I wouldn't have bought it. <i>Ich hätte es nicht gekauft.</i>		✓
4:11	because it was very expensive <i>denn es war sehr teuer / weil es sehr teuer war</i>		✓
Advanced course: CD 1 Track 16			Review course Track 16
0:00	was, were	<i>war, waren</i>	X
0:07	We were very busy.	<i>Wir waren sehr beschäftigt.</i>	✓
0:17	Where were you last night?	<i>Wo waren Sie gestern Abend?</i>	X
0:33	He was there.	<i>Er war da.</i>	✓
0:41	He wasn't in. / He wasn't there.	<i>Er war nicht da.</i>	✓
0:47	Where were you? (to a friend)	<i>Wo warst du?</i>	✓
0:58	Where were you? (to anybody else)	<i>Wo waren Sie?</i>	X
1:06	true	<i>wahr</i>	X
1:19	It was true.	<i>Es war wahr.</i>	✓
1:32	really	<i>wirklich</i>	X
1:50	It is really like that.	<i>Es ist wirklich so.</i>	X
2:02	It is really true.	<i>Es ist wirklich wahr.</i>	✓
Advanced course: CD 1 Track 17			Review course Track 17
0:00	to believe, to think	<i>glauben</i>	X
0:42	I don't believe that he is going to come with us.	<i>Ich glaube nicht, dass er mit uns kommen wird.</i>	✓
Advanced course: CD 1 Track 18			Review course Track 18
0:00	to see	<i>sehen</i>	X
0:17	I saw it. / I have seen it.	<i>Ich habe es gesehen.</i>	✓
0:23	I had seen it.	<i>Ich hatte es gesehen.</i>	✓
0:33	I would have seen it.	<i>Ich hätte es gesehen.</i>	✓
0:56	I would have told you.	<i>Ich hätte es Ihnen gesagt.</i>	✓
1:15	He wouldn't have told me.	<i>Er hätte es mir nicht gesagt.</i>	✓
1:31	We would have told you.	<i>Wir hätten es Ihnen gesagt.</i>	✓

16	1:52	if you had told me	<i>wenn Sie mir gesagt hätten</i>	✓
	1:58	After 'if' (wenn), use 'hätten' (subjunctive).		X
	2:55	I would have bought it if I had seen it.	<i>Ich hätte es gekauft, wenn ich es gesehen hätte.</i>	✓
	3:47	If you had told me that you would arrive today, I would have waited for you.	<i>Wenn Sie mir gesagt hätten, dass Sie heute ankommen würden, hätte ich auf Sie gewartet.</i>	X
Advanced course: CD 1 Track 19				Review course Track 19
0:00	I waited for you.	<i>Ich habe auf Sie gewartet.</i>	✓	
0:23	How long did you wait?	<i>Wie lange haben Sie gewartet?</i>	✓	
0:49	He waited for me.	<i>Er hat auf mich gewartet.</i>	✓	
Advanced course: CD 1 Track 20				Review course Track 20
0:00	Will you wait for me.	<i>Wollen Sie auf mich warten.</i>	X	
1:03	I want	<i>ich will</i>	X	
1:08	he wants	<i>er will</i>	X	
1:12	He doesn't want to do it.	<i>Er will es nicht tun.</i>	X	
1:30	In speaking, 'will es' is sometimes contracted to 'will's'.		X	
1:49	Why don't you want to do it?	<i>Warum wollen Sie es nicht tun?</i>	X	
2:06	Why don't you want to do it? (to a friend)	<i>Warum willst du es nicht tun?</i>	✓	
Advanced course: CD 1 Track 21				Review course Track 21
0:00	Can you do it?	<i>Können Sie es tun?</i>	X	
0:13	Could you tell me?	<i>Könnten Sie mir sagen?</i>	X	
0:23	to look for, to seek	<i>suchen</i>	✓	
0:43	I looked for it. / I have looked for it ...	<i>Ich habe es gesucht ...</i>	✓	
0:53	... but I couldn't find it.	<i>... aber ich konnte es nicht finden.</i>	X	
Advanced course: CD 1 Track 22				Review course Track 22
0:00	The past participle of a 'handle' is the infinitive.		X	
1:27	I have not been able to do it.	<i>Ich habe es nicht tun können.</i>	✓	
1:56	I want it.	<i>Ich will es.</i>	X	
2:02	I don't want it.	<i>Ich will es nicht.</i>	X	

2:20	I want to do it.	<i>Ich will es tun.</i>	X
2:50	I have wanted to do it.	<i>Ich habe es tun wollen.</i>	✓
3:03	He has not wanted to do it.	<i>Er hat es nicht tun wollen.</i>	✓
Advanced course: CD 1 Track 23			Review course Track 23
0:00	I would not have been able to do it. (I couldn't have done it.)	<i>Ich hätte es nicht tun können.</i>	✓
1:45	You could have told me.	<i>Sie hätten mir sagen können...</i>	X
2:03	You could have told it to me.	<i>Sie hätten es mir sagen können.</i>	✓
2:40	I could have done it.	<i>Ich hätte es tun können.</i>	✓
Advanced course: CD 2 Track 1			Review course Track 24
0:21	We must see it.	<i>Wir müssen es sehen.</i>	✓
0:32	They must see it.	<i>Sie müssen es sehen.</i>	✓
0:48	You must see it.	<i>Sie müssen es sehen.</i>	✓
1:01	I must buy it.	<i>Ich muss es kaufen.</i>	✓
1:06	He must do it.	<i>Er muss es tun.</i>	X
1:26	It can be.	<i>Es kann sein.</i>	X
1:38	It could be.	<i>Es könnte sein.</i>	✓
1:49	It could be possible.	<i>Es könnte möglich sein.</i>	X
2:00	That could be possible.	<i>Das könnte möglich sein.</i>	X
2:10	But it was not possible to do it.	<i>Aber es war nicht möglich es zu tun.</i>	X
2:37	because I didn't have the time to do it	<i>denn ich hatte keine Zeit, es zu tun / weil ich keine Zeit hatte, es zu tun</i>	X
3:24	It has to be ready now. / It must be ready now.	<i>Es muss jetzt fertig sein.</i>	✓
4:18	It can be ready already.	<i>Es kann schon fertig sein.</i>	X
4:40	It must be ready already.	<i>Es muss schon fertig sein.</i>	✓
5:02	It cannot be ready yet.	<i>Es kann noch nicht fertig sein.</i>	✓
5:36	It is going to be ready tomorrow.	<i>Es wird morgen fertig sein.</i>	X
Advanced course: CD 2 Track 2			Review course Track 25
0:00	You have to do it now.	<i>Sie müssen es jetzt tun.</i>	✓

18

0:45 In English, 'you have to' means 'you must', but 'you don't have to' means 'you don't need to'.

X

Advanced course: CD 2 Track 3

0:00 also *auch*
 0:06 me too *ich auch*
 0:12 to smoke *rauchen*
 0:22 he is smoking *er raucht*
 0:27 it is smoking *es raucht*
 0:43 It did smoke. / It has smoked. *Es hat geraucht.*

X

X

X

X

X

X

Advanced course: CD 2 Track 4

**Review course
Track 26**

0:00 Do you smoke? *Rauchen Sie?*
 0:06 Smoke! *Rauchen Sie!*
 0:21 Are you coming? *Kommen Sie?*
 0:27 Come with me! *Kommen Sie mit mir!*
 0:41 Are you waiting? *Warten Sie?*
 0:45 Are you waiting for me? *Warten Sie auf mich?*
 0:52 Wait for me! *Warten Sie auf mich!*
 1:00 Stay here! *Bleiben Sie hier!*
 1:08 Eat! *Essen Sie!*
 1:14 Don't eat that! *Essen Sie das nicht!*

✓

X

X

X

X

X

X

✓

X

✓

Advanced course: CD 2 Track 5

**Review course
Track 27**

0:05 You have to see it. *Sie müssen es sehen.*
 0:12 You don't have to see it. *Sie brauchen es nicht zu sehen.*
 0:29 After 'brauchen', you use the infinitive with 'zu'.
 1:18 You don't have to do it. *Sie brauchen es nicht zu tun.*
 1:26 He has to be here soon. *Er muss bald hier sein.*

X

✓

X

✓

✓

Advanced course: CD 2 Track 6

**Review course
Track 28**

0:00 I had to *ich musste*
 0:16 I wanted *ich wollte*
 0:27 He had to stay here because he had to work. *Er musste hier bleiben, denn er musste arbeiten. / Er musste hier bleiben, weil er arbeiten musste.*

X

X

✓

Advanced course: CD 2 Track 7

0:00	shall / should	<i>sollen</i>
0:24	You should tell me. / You shall tell me.	<i>Sie sollen mir sagen.</i>
0:34	You should come with us.	<i>Sie sollen mit uns kommen.</i>
0:56	should	<i>sollten</i>
1:16	You should go there with us.	<i>Sie sollten mit uns dorthin gehen. / Sie sollen mit uns dorthin gehen.</i>
1:26	I was supposed to go there yesterday, but I could not because I was very busy yesterday.	<i>Ich sollte gestern dorthin gehen, aber ich konnte nicht, weil ich gestern sehr beschäftigt war.</i>
2:17	I was supposed to prepare it yesterday.	<i>Ich sollte es gestern vorbereiten.</i>
2:34	I should do it now.	<i>Ich sollte es jetzt tun.</i>
2:53	I should have done it.	<i>Ich habe es tun sollen.</i>

**Review course
Track 29**

X
X
✓
X
X
X
X
✓
X
X
X

Advanced course: CD 2 Track 8

0:00	Could you tell me?	<i>Könnten Sie mir sagen?</i>
0:19	You shall tell me. / You should tell me.	<i>Sie sollen mir sagen.</i>
0:33	You should tell me.	<i>Sie sollten mir sagen.</i>
0:46	You could have told me.	<i>Sie hätten mir sagen können.</i>
1:30	You could have told it to me.	<i>Sie hätten es mir sagen können.</i>
1:45	You could have come with us.	<i>Sie hätten mit uns kommen können.</i>
2:02	You could have bought it.	<i>Sie hätten es kaufen können.</i>
2:52	You should have told me.	<i>Sie hätten mir sagen sollen.</i>
3:04	You should have told it to me ...	<i>Sie hätten es mir sagen sollen ...</i>
4:29	I would buy it for you.	<i>Ich würde es für Sie kaufen.</i>
5:12	I would have bought it for you.	<i>Ich hätte es für Sie gekauft.</i>
6:18	I could have bought it for you.	<i>Ich hätte es für Sie kaufen können.</i>
6:34	I should have bought it for you.	<i>Ich hätte es für Sie kaufen sollen.</i>

**Review course
Track 30**

X
X
X
X
X
✓
✓
✓
X
✓
✓
✓
✓

20

Advanced course: CD 2 Track 9

0:00	it pleases me / I am pleased / I enjoy	<i>es freut mich / ich freue mich</i>
0:47	I enjoy seeing you.	<i>Es freut mich, Sie zu sehen. / Ich freue mich, Sie zu sehen.</i>
1:34	I will be very pleased to see you. / I am looking forward to seeing you.	<i>Es wird mich sehr freuen, Sie zu sehen.</i>
2:18	I would be very pleased to see you.	<i>Es würde mich freuen, Sie zu sehen. / Ich würde mich freuen, Sie zu sehen.</i>
3:28	I would have enjoyed going there with you (last night).	<i>Es hätte mich sehr gefreut, (gestern Abend) mit Ihnen dorthin zu gehen. / Ich hätte mich sehr gefreut, (gestern Abend) mit Ihnen dorthin zu gehen.</i>

**Review course
Track 31**

X
✓
X
✓
✓

Advanced course: CD 2 Track 10

0:00	Using 'handles' in the past tense	
0:52	I have wanted to do it.	<i>Ich habe es tun wollen.</i>
1:04	I would have wanted to do it.	<i>Ich hätte es tun wollen.</i>
1:21	I wanted to see it ...	<i>Ich wollte es sehen ...</i>
1:42	... but I couldn't see it.	<i>... aber ich konnte es nicht sehen.</i>
2:21	I couldn't wait because I had to leave (go away).	<i>Ich konnte nicht warten, weil ich weggehen musste.</i>
3:58	I could have gone there with you.	<i>Ich hätte mit Ihnen dorthin gehen können.</i>
4:22	You should have gone there with us.	<i>Sie hätten mit uns dorthin gehen sollen.</i>

**Review course
Track 32**

X
X
✓
✓
✓
X
✓
✓

Advanced course: CD 2 Track 11

0:00	I was there.	<i>Ich war da.</i>
0:09	Nobody was there.	<i>Niemand war da.</i>
0:30	Who was there with you last night?	<i>Wer war da mit Ihnen gestern Abend?</i>
0:48	It was not possible to do it.	<i>Es war nicht möglich, es zu tun.</i>

**Review course
Track 33**

X
✓
✓
X

Advanced course: CD 2 Track 12

0:00	to seek, to look for	<i>suchen</i>	X
0:06	to try	<i>versuchen</i>	X
0:41	I'm trying	<i>ich versuche</i>	X
0:46	to succeed	<i>gelingen</i>	X
0:50	I succeed. (It is successful to me.)	<i>Es gelingt mir.</i>	X
1:04	I don't succeed.	<i>Es gelingt mir nicht.</i>	✓
1:07	I don't succeed doing it.	<i>Es gelingt mir nicht, es zu tun.</i>	✓
1:20	I cannot do it.	<i>Ich kann es nicht tun.</i>	X
1:34	I won't succeed in doing it.	<i>Es wird mir nicht gelingen, es zu tun.</i>	✓

**Review course
Track 33 (cont.)**

Advanced course: CD 2 Track 13

0:00	I had to leave.	<i>Ich musste weggehen.</i>	X
0:22	to leave (something behind)	<i>lassen</i>	X
0:38	I left the key on the table.	<i>Ich habe den Schlüssel auf dem Tisch gelassen.</i>	X
0:59	to let	<i>lassen</i>	X
1:02	Let me try!	<i>Lassen Sie mich versuchen!</i>	✓
1:06	Let me work!	<i>Lassen Sie mich arbeiten!</i>	X
1:11	Leave me alone!	<i>Lassen Sie mich in Ruhe!</i>	✓
1:19	quiet, silence	<i>die Ruhe</i>	X
1:35	to get something done / to have something done	<i>lassen</i>	X
1:42	I will get it repaired.	<i>Ich werde es reparieren lassen.</i>	X
2:21	I must have it washed.	<i>Ich muss es waschen lassen.</i>	X
2:35	clean	<i>rein</i>	X
2:59	I will get it cleaned.	<i>Ich werde es reinigen lassen.</i>	X

**Review course
Track 34**

Advanced course: CD 2 Track 14

0:00	He will be here soon.	<i>Er wird bald hier sein.</i>	X
0:16	necessary	<i>nötig / notwendig</i>	X
0:31	It won't be necessary.	<i>Es wird nicht nötig sein. / Es wird nicht notwendig sein.</i>	✓

**Review course
Track 35**

22

2:07	I am tired.	<i>Ich bin müde.</i>	X
2:17	I'm getting tired.	<i>Ich werde müde.</i>	✓
2:37	I will be tired.	<i>Ich werde müde sein.</i>	✓
2:47	I will be getting tired.	<i>Ich werde müde werden.</i>	X
2:59	You will be too tired.	<i>Sie werden zu müde sein.</i>	✓
3:07	You will be getting tired soon.	<i>Sie werden bald müde werden.</i>	✓
3:23	It is late.	<i>Es ist spät.</i>	X
3:29	It's getting late.	<i>Es wird spät.</i>	✓
3:38	dark	<i>dunkel</i>	X
3:46	darkness	<i>die Dunkelheit</i>	X
3:53	It is very dark.	<i>Es ist sehr dunkel.</i>	✓
4:02	It is too dark.	<i>Es ist zu dunkel.</i>	✓
4:10	It is getting dark.	<i>Es wird dunkel.</i>	✓
4:16	It will be too dark.	<i>Es wird zu dunkel sein.</i>	✓
4:26	It will be getting dark soon.	<i>Es wird bald dunkel werden.</i>	✓
4:40	It is getting dark.	<i>Es wird dunkel.</i>	X
4:50	It was getting dark.	<i>Es wurde dunkel.</i>	✓
5:37	suddenly	<i>plötzlich</i>	X
5:59	It was suddenly getting very dark.	<i>Es wurde plötzlich sehr dunkel.</i>	✓
6:17	It would be too dark.	<i>Es würde zu dunkel sein.</i>	✓
6:48	We were getting tired.	<i>Wir wurden müde.</i>	✓

Advanced course: CD 2 Track 15

0:00	to know	<i>wissen</i>	X
0:21	Do you know why he doesn't want to do it?	<i>Wissen Sie warum er es nicht tun will?</i>	✓
0:40	Can you tell me why he didn't want to do it?	<i>Können Sie mir sagen, warum er es nicht tun wollte?</i>	✓
1:35	Do you know why he couldn't do it?	<i>Wissen Sie warum er es nicht tun könnte?</i>	X
2:27	Do you know why he couldn't (was not able) to do it?	<i>Wissen Sie warum er es nicht tun konnte?</i>	✓
2:54	I knew	<i>ich wusste</i>	X
3:03	I didn't know	<i>ich wusste nicht</i>	✓

**Review course
Track 36**

X
✓
✓
X
✓
X
✓

3:25	I would have known.	<i>Ich hätte es gewusst.</i>	X
3:33	I wouldn't have known it if you had not told me.	<i>Ich hätte es nicht gewusst, wenn Sie es mir nicht gesagt hätten.</i>	✓
Advanced course: CD 2 Track 16			Review course Track 37
0:00	Some verbs form the past tense with 'to be' instead of 'to have'.		X
1:21	I went	<i>ich bin gegangen</i>	X
1:35	I went there.	<i>Ich bin dorthin gegangen.</i>	✓
1:53	We went there last night.	<i>Wir sind gestern Abend dorthin gegangen.</i>	✓
1:59	When did you go there?	<i>Wann sind Sie dorthin gegangen?</i>	✓
2:21	Why didn't you go there with me last night?	<i>Warum sind Sie nicht mit mir gestern Abend dorthin gegangen?</i>	✓
3:02	I'm going away.	<i>Ich gehe weg.</i>	X
3:23	We're going back.	<i>Wir gehen zurück.</i>	✓
3:32	We went back.	<i>Wir sind zurückgegangen.</i>	X
3:42	He went away.	<i>Er ist weggegangen.</i>	X
4:18	he came	<i>er ist gekommen</i>	✓
4:37	He came with us.	<i>Er ist mit uns gekommen.</i>	✓
4:46	He came back.	<i>Er ist zurückgekommen.</i>	✓
5:00	He didn't come back yet.	<i>Er ist noch nicht zurückgekommen.</i>	✓
5:15	At what time did you come back?	<i>Um wie viel Uhr sind Sie zurückgekommen?</i>	✓
5:31	He will arrive tonight.	<i>Er wird heute Abend ankommen.</i>	✓
6:12	He is arriving next week.	<i>Er kommt nächste Woche an.</i>	X
6:38	He will arrive next week.	<i>Er wird nächste Woche ankommen.</i>	✓
6:50	He arrived this morning.	<i>Er ist heute Morgen angekommen. / Er ist heute früh angekommen.</i>	✓
7:51	At what time did you arrive?	<i>Um wie viel Uhr sind Sie angekommen?</i>	✓
Advanced course: CD 2 Track 17			Review course Track 38
0:08	It would be possible.	<i>Es würde möglich sein.</i>	X
0:54	Instead of 'würde sein', you can use 'wäre' for 'would be'.		X
1:27	It wouldn't be possible.	<i>Es wäre nicht möglich. / Es würde nicht möglich sein.</i>	✓

24	1:49	It wouldn't be possible to do it that way.	<i>Es wäre nicht möglich, es so zu tun. / Es würde nicht möglich sein, es so zu tun.</i>	✓
Advanced course: CD 2 Track 18				
	0:00	The past tense of 'to be' (sein) is conjugated with 'to be'.		✗
	0:29	We have been there last night. (We were there last night.)	<i>Wir sind gestern Abend dort gewesen.</i>	✗
	1:26	How long have you been there? (How long were you there?)	<i>Wie lange sind Sie dort gewesen? (usually: Wie lange waren Sie dort?)</i>	✗
Advanced course: CD 2 Track 19				Review course Track 39
	0:00	I would have waited for you and I would have gone there with you (last night).	<i>Ich hätte auf Sie gewartet und ich wäre (gestern Abend) mit Ihnen dorthin gegangen.</i>	✓
	2:08	He would have come with us.	<i>Er wäre mit uns gekommen.</i>	✓
Advanced course: CD 2 Track 20				Review course Track 40
	0:00	I have waited.	<i>Ich habe gewartet.</i>	✗
	0:11	I have waited for you.	<i>Ich habe auf Sie gewartet.</i>	✗
	0:28	He waited (he has waited) for me.	<i>Er hat auf mich gewartet.</i>	✗
	0:44	How long did you wait?	<i>Wie lange haben Sie gewartet?</i>	✗
	0:56	He arrived (today).	<i>Er ist (heute) angekommen.</i>	✓
	1:43	He would have arrived today.	<i>Er wäre heute angekommen.</i>	✓
	2:10	if he had arrived today	<i>wenn er heute angekommen wäre</i>	✓
	2:43	After 'if', use 'hätte' or 'wäre' (subjunctive).		✗
	3:08	If I had been there, I would have seen it.	<i>Wenn ich dort gewesen wäre, hätte ich es gesehen.</i>	✓
	4:31	I didn't see you because I was not there.	<i>Ich habe Sie nicht gesehen, denn ich war nicht da. / Ich habe Sie nicht gesehen, weil ich nicht da war.</i>	✓
	5:07	Another word for 'because' is 'da'. For example, 'da ich nicht da war'. 'Da' is a 'weil' situation.		✗

Advanced course: CD 3 Track 1

0:00	'Bleiben' takes 'to be' in the past tense. For example, 'wir sind geblieben'.		
1:14	We went to Berlin.	<i>Wir sind nach Berlin gefahren.</i>	
1:29	When did you go to Vienna?	<i>Wann sind Sie nach Wien gefahren?</i>	
1:49	How long did you stay in Vienna?	<i>Wie lange sind Sie in Wien geblieben?</i>	
4:51	How long did you stay?	<i>Wie lange sind Sie geblieben?</i>	
5:06	I would have stayed longer if I had known that you would be here.	<i>Ich wäre länger geblieben, wenn ich gewusst hätte, dass Sie hier sein würden.</i>	

Review course Track 41

- X
- ✓
- ✓
- ✓
- X
- ✓

Advanced course: CD 3 Track 2

0:00	When did you arrive?	<i>Wann sind Sie angekommen?</i>	
0:11	early	<i>früh</i>	
0:37	I would have arrived earlier if I had known that you would be here and that you waited for me.	<i>Ich wäre früher angekommen, wenn ich gewusst hätte, dass Sie hier sein würden und dass Sie auf mich gewartet haben.</i>	

Review course Track 42

- ✓
- X
- ✓

Advanced course: CD 3 Track 3

0:00	to go (not on foot)	<i>fahren</i>	
0:25	I went to Vienna.	<i>Ich bin nach Wien gefahren.</i>	
0:36	We went to Vienna.	<i>Wir sind nach Wien gefahren.</i>	
0:50	We went to Vienna last week but we didn't stay long.	<i>Wir sind vorige Woche (letzte Woche) nach Wien gefahren, aber wir sind nicht lange geblieben.</i>	
1:27	We only stayed a few days.	<i>Wir sind nur ein paar Tage geblieben.</i>	
1:51	And we came back to London.	<i>Und wir sind nach London zurückgekommen.</i>	

Review course Track 43

- X
- X
- ✓
- X
- ✓
- ✓

Advanced course: CD 3 Track 4

0:00	It would have pleased me very much.	<i>Es hätte mich sehr gefreut.</i>	
------	-------------------------------------	------------------------------------	--

Review course Track 44

- ✓

26

0:22	I would have liked very much to know that you would go there.	<i>Es hätte mich sehr gefreut zu wissen, dass Sie dorthin gehen würden.</i>	✓
1:18	I would be pleased. / It would please me.	<i>Es würde mich freuen.</i>	✓
2:32	It would have pleased me.	<i>Es hätte mich gefreut.</i>	✓
2:52	I would be pleased.	<i>Ich würde mich freuen.</i>	X
3:08	I would have been pleased.	<i>Ich hätte mich gefreut.</i>	✓
Advanced course: CD 3 Track 5			Review course Track 45
0:00	to hurry	<i>sich beeilen</i>	X
0:14	I'm hurrying	<i>ich beeile mich</i>	X
0:22	I hurried.	<i>Ich habe mich beeilt.</i>	✓
0:39	I will hurry.	<i>Ich werde mich beeilen.</i>	X
0:48	I have to hurry.	<i>Ich muss mich beeilen.</i>	X
0:55	Hurry up!	<i>Beeilen Sie sich!</i>	X
1:04	You have to hurry.	<i>Sie müssen sich beeilen.</i>	X
1:18	Will you hurry, please.	<i>Wollen Sie sich bitte beeilen.</i>	X
1:44	We hurried.	<i>Wir haben uns beeilt.</i>	✓
1:55	If I had hurried, I would have arrived earlier.	<i>Wenn ich mich beeilt hätte, wäre ich früher angekommen.</i>	✓
3:23	I would have seen it and I would have bought it.	<i>Ich hätte es gesehen und ich hätte es gekauft.</i>	X
Advanced course: CD 3 Track 6			Review course Track 46
0:00	to get up	<i>aufstehen</i>	✓
0:17	I got up.	<i>Ich bin aufgestanden.</i>	✓
0:26	We got up.	<i>Wir sind aufgestanden.</i>	✓
0:35	At what time did you get up?	<i>Um wie viel Uhr sind Sie aufgestanden?</i>	✓
0:50	I would have gotten up earlier if I had known it.	<i>Ich wäre früher aufgestanden, wenn ich es gewusst hätte.</i>	✓
Advanced course: CD 3 Track 7			
0:00	Why didn't you tell it to me?	<i>Warum haben Sie es mir nicht gesagt?</i>	X
0:32	I would have told it to you if I had known it.	<i>Ich hätte es Ihnen gesagt, wenn ich es gewusst hätte.</i>	X

Advanced course: CD 3 Track 8

0:00	It is not possible to do it that way.	<i>Es ist nicht möglich, es so zu tun.</i>	✓
0:25	It was not possible to do it that way.	<i>Es war nicht möglich, es so zu tun.</i>	✗
0:41	It won't be possible to do it that way.	<i>Es wird nicht möglich sein, es so zu tun.</i>	✗
1:17	It wouldn't be possible to do it that way.	<i>Es würde nicht möglich sein, es so zu tun. / Es wäre nicht möglich, es so zu tun.</i>	✗
2:44	It has not been possible to do it that way.	<i>Es ist nicht möglich gewesen, es so zu tun.</i>	✓
3:38	We have tried and it has not been possible to do it.	<i>Wir haben versucht und es ist nicht möglich gewesen, es zu tun.</i>	✓
4:16	I think it would have been possible to do it that way if we had tried (to do it).	<i>Ich glaube, dass es möglich gewesen wäre, es so zu tun, wenn wir versucht hätten (es zu tun).</i>	✓

**Review course
Track 47**

Advanced course: CD 3 Track 9

0:00	I would have gotten up earlier.	<i>Ich wäre früher aufgestanden.</i>	✗
------	---------------------------------	--------------------------------------	---

Advanced course: CD 3 Track 10

0:00	to lie down	<i>sich hinlegen</i>	✓
0:17	There are three verbs for 'to put': to put something so that it will be in a lying position (to lay) is 'legen', to stand something is 'stellen' and if it ends up in a sitting position, use 'setzen'.		✗
0:58	I'm putting the bottle on the table.	<i>Ich stelle die Flasche auf den Tisch.</i>	✓
1:11	I'm putting the book on the table.	<i>Ich lege das Buch auf den Tisch.</i>	✓
1:26	It is lying on the table.	<i>Es liegt auf dem Tisch.</i>	✓
1:52	We are sitting here.	<i>Wir sitzen hier.</i>	✓
1:56	I'm sitting down.	<i>Ich setze mich hin.</i>	✓
2:16	Sit down!	<i>Setzen Sie sich! / Setzen Sie sich hin! / Nehmen Sie Platz, bitte!</i>	✗
2:26	Sit down here!	<i>Setzen Sie sich bitte hierher!</i>	✗
3:30	I sat down.	<i>Ich habe mich hingesetzt.</i>	✓

**Review course
Track 48**

28

Advanced course: CD 3 Track 11

0:00	silence, quiet	<i>die Ruhe</i>
0:15	Silence, please! / Quiet, please!	<i>Ruhe, bitte!</i>
0:27	It is very quiet.	<i>Es ist sehr ruhig.</i>
0:44	to take a rest	<i>sich ausruhen</i>
1:16	I will take a rest.	<i>Ich werde mich ausruhen.</i>
1:32	You should take a rest.	<i>Sie sollen sich ausruhen.</i>
1:43	I had a good rest.	<i>Ich habe mich sehr gut ausgeruht.</i>
2:07	You have to take a rest.	<i>Sie müssen sich ausruhen.</i>
2:20	One has to take a rest.	<i>Man muss sich ausruhen.</i>
2:47	sometimes	<i>manchmal</i>
2:52	One has to take a rest sometimes.	<i>Man muss sich manchmal ausruhen. / Manchmal muss man sich ausruhen.</i>
3:45	Did you sleep well?	<i>Haben Sie gut geschlafen?</i>
4:00	I slept very well.	<i>Ich habe sehr gut geschlafen.</i>
4:15	One can understand it sometimes.	<i>Man kann es manchmal verstehen.</i>
4:34	But sometimes one cannot understand it.	<i>Aber manchmal kann man es nicht verstehen.</i>
4:59	I did not understand what you have said.	<i>Ich habe nicht verstanden, was Sie gesagt haben.</i>
5:32	I don't understand what you mean.	<i>Ich verstehe nicht was Sie meinen.</i>
6:05	What do you mean?	<i>Was meinen Sie?</i>
6:11	What does it mean?	<i>Was meint es?</i>

**Review course
Track 49**

X
X
✓
X
✓
✓
✓
✓
X
X
✓
✓
X
✓
✓
✓
✓
✓
✓
✓
✓
✓
✓

Advanced course: CD 3 Track 12

0:00	to send	<i>senden / schicken</i>
0:27	I will send it to you.	<i>Ich werde es Ihnen schicken.</i>
0:42	He sent it to me.	<i>Er hat es mir geschickt.</i>
1:00	to receive	<i>erhalten</i>
1:04	But I have not received it yet.	<i>Aber ich habe es noch nicht erhalten.</i>
1:19	to hold	<i>halten</i>
1:22	to stop	<i>anhalten</i>
1:30	to stop (when walking)	<i>stehen bleiben</i>

**Review course
Track 50**

X
✓
✓
✓
✓
X
X
X
X

1:49	Stop!	<i>Halt!</i>	X
2:18	to keep	<i>behalten</i>	✓
2:23	You can keep it.	<i>Sie können es behalten.</i>	✓
2:34	to hear	<i>hören</i>	X
2:41	I cannot hear it.	<i>Ich kann es nicht hören.</i>	✓
2:54	to belong	<i>gehören</i>	X
2:58	It belongs to me.	<i>Es gehört mir.</i>	✓
3:24	It doesn't belong to me.	<i>Es gehört mir nicht.</i>	✓
3:38	It belongs to you.	<i>Es gehört Ihnen.</i>	✓
3:49	Does it belong to you?	<i>Gehört es Ihnen?</i>	✓
Advanced course: CD 3 Track 13			Review course Track 51
0:00	to answer	<i>antworten</i>	✓
0:04	word	<i>das Wort</i>	X
0:13	answer	<i>die Antwort</i>	X
0:18	He didn't answer yet.	<i>Er hat noch nicht geantwortet.</i>	✓
0:34	to call	<i>rufen</i>	X
0:42	He called.	<i>Er hat gerufen.</i>	X
0:54	to call (on the phone)	<i>anrufen / telefonieren</i>	X
1:07	He called me. (on the phone)	<i>Er hat mich angerufen.</i>	✓
1:20	I called you this morning in order to tell you that I would arrive tonight and that I will be at your place (at your house) at ten o'clock.	<i>Ich habe Sie heute früh (heute Morgen / heute Vormittag) angerufen, um Ihnen zu sagen, dass ich heute Abend ankommen würde und dass ich bei Ihnen um zehn Uhr sein werde.</i>	✓
5:24	I would have arrived earlier if I had known it.	<i>Ich wäre früher angekommen, wenn ich es gewusst hätte.</i>	X
Advanced course: CD 3 Track 14			Review course Track 52
0:18	I want you to tell him. (I want that you should tell him.)	<i>Ich will, dass Sie es ihm sagen sollen.</i>	✓
0:54	Will you tell him to call me.	<i>Wollen Sie ihm sagen, dass er mich anrufen soll.</i>	✓
1:53	I told him to call me.	<i>Ich habe ihm gesagt, dass er mich anrufen soll.</i>	✓

30

Advanced course: CD 3 Track 15

0:00	to remember	<i>sich erinnern</i>
0:26	I remember	<i>ich erinnere mich</i>
0:30	I don't remember	<i>ich erinnere mich nicht</i>
0:33	I cannot remember.	<i>Ich kann mich nicht erinnern.</i>
0:39	to remember something	<i>sich an etwas erinnern</i>
0:57	I cannot remember it.	<i>Ich kann mich nicht daran erinnern.</i>
2:05	I didn't remember it.	<i>Ich habe mich nicht daran erinnert.</i>

**Review course
Track 53**

X
✓
✓
✓
X
✓
✓

Advanced course: CD 3 Track 16

0:00	to be used to something / to get used to something	<i>sich gewöhnen</i>
0:18	apartment / flat	<i>die Wohnung</i>
0:33	to rent / to let	<i>mieten</i>
0:47	I will let the apartment. / I will rent the apartment.	<i>Ich werde die Wohnung mieten.</i>
1:05	I will rent the house. / I will let the house.	<i>Ich werde das Haus mieten.</i>
1:22	to live (reside)	<i>wohnen</i>
1:31	to live (be alive)	<i>leben</i>
1:44	We live here.	<i>Wir wohnen hier.</i>
2:10	We are here now, but we don't live here.	<i>Wir sind jetzt hier, aber wir wohnen nicht hier.</i>
2:32	Where do you live?	<i>Wo wohnen Sie?</i>

**Review course
Track 54**

X
X
X
✓
✓
X
X
✓
✓
X

Advanced course: CD 3 Track 17

0:00	Infinitives can be made into nouns. They always take 'das'. For example, leben (to live) – das Leben (life), essen (to eat) – das Essen (food).
0:46	The food is (very) good here. <i>Das Essen ist sehr gut hier.</i>

**Review course
Track 55**

X
✓

Advanced course: CD 3 Track 18

0:00	To say 'have been -ing', use the present tense.
3:08	How long have you been living here? <i>Seit wann wohnen Sie hier?</i>

**Review course
Track 56**

X
X

4:24	How long have you been working here?	<i>Wie lange arbeiten Sie hier?</i>	✓
5:05	He has been working here for three years already.	<i>Er arbeitet schon hier seit drei Jahren.</i>	✓
6:09	for instance / for example	<i>zum Beispiel</i>	✗
6:59	How long have you been here in Vienna?	<i>Wie lange sind Sie schon hier in Wien?</i>	✓
7:47	I have been	<i>ich bin gewesen</i>	✗
7:49	we have been	<i>wir sind gewesen</i>	✗
7:54	Where have you been?	<i>Wo sind Sie gewesen?</i>	✓
8:08	Where were you?	<i>Wo waren Sie?</i>	✗
8:36	I have been here for three weeks already.	<i>Ich bin schon hier seit drei Wochen.</i>	✓
Advanced course: CD 3 Track 19			Review course Track 57
0:14	Words ending in -ung always take 'die'. For example, die Wohnung.		✗
0:28	habit	<i>die Gewohnheit</i>	✗
1:17	I'm not used / I don't have the habit to do it.	<i>Ich habe nicht die Gewohnheit, es zu tun.</i>	✗
1:43	opportunity	<i>die Gelegenheit</i>	✗
1:49	Words ending in -heit and -keit always take 'die'.		✗
2:15	beauty	<i>die Schönheit</i>	✗
3:04	I don't have the possibility to do it.	<i>Ich habe nicht die Möglichkeit, es zu tun.</i>	✓
3:27	It is not possible to do it that way.	<i>Es ist nicht möglich, es so zu tun.</i>	✗
Advanced course: CD 3 Track 20			
0:00	to try	<i>versuchen</i>	✗
0:06	to seek, look for	<i>suchen</i>	✗
0:13	I'm looking for it.	<i>Ich suche es.</i>	✗
0:21	I looked for it.	<i>Ich habe es gesucht.</i>	✗
0:36	But I could not find it.	<i>Aber ich konnte es nicht finden.</i>	✗
1:13	When you put the stress on a prefix, it is detachable.		✗
1:48	to arrive	<i>ankommen</i>	✗
1:56	I'm arriving	<i>ich komme an</i>	✗

32

Advanced course: CD 4 Track 1

0:06	to come back	<i>zurückkommen</i>
0:12	He is coming back soon.	<i>Er kommt bald zurück.</i>
0:38	I'm trying	<i>ich versuche</i>
0:44	I'm trying to do it.	<i>Ich versuche, es zu tun.</i>
0:57	I tried to do it.	<i>Ich habe versucht, es zu tun.</i>
1:12	If you have a non-detachable prefix, you drop the 'ge' in the past tense. If you have a detachable prefix, you use the prefix with 'ge'.	
1:51	to catch	<i>fangen</i>
2:04	to start	<i>anfangen</i>
2:23	We are starting.	<i>Wir fangen an.</i>
2:31	At what time do you start?	<i>Um wie viel Uhr fangen Sie an?</i>
2:46	At what time do you usually start?	<i>Um wie viel Uhr fangen Sie gewöhnlich an?</i>
3:37	It started.	<i>Es hat angefangen.</i>
4:16	He has gone.	<i>Er ist gegangen.</i>
4:46	He went away.	<i>Er ist weggegangen.</i>
4:55	We went away.	<i>Wir sind weggegangen.</i>

**Review course
Track 58**

X
X
X
✓
✓
X
X
X
✓
✓
✓
✓
✓
✓
✓
✓

Advanced course: CD 4 Track 2

0:03	He came.	<i>Er ist gekommen.</i>
0:22	At what time are you coming back?	<i>Um wie viel Uhr kommen Sie zurück?</i>
0:37	He will come back soon.	<i>Er wird bald zurückkommen.</i>
0:59	He will be back soon.	<i>Er wird bald zurück sein.</i>
2:08	He will be here again soon.	<i>Er wird bald wieder hier sein.</i>

**Review course
Track 59**

X
✓
X
✓
✓

Advanced course: CD 4 Track 3

0:00	to hear	<i>hören</i>
0:03	to listen to something	<i>anhören</i>
0:08	I listened.	<i>Ich habe es mir angehört.</i>
0:37	It belonged to me.	<i>Es hat mir gehört.</i>
1:13	I heard it. / I have heard it.	<i>Ich habe es gehört.</i>
1:21	It belongs to me.	<i>Es gehört mir.</i>
1:30	It doesn't belong to me.	<i>Es gehört mir nicht.</i>

**Review course
Track 60**

X
X
X
✓
✓
X
X

Advanced course: CD 4 Track 4

0:09	habit	<i>die Gewohnheit</i>
0:16	habitually / usually	<i>gewöhnlich</i>
0:27	to get used to something	<i>sich gewöhnen</i>
1:18	I will get used to it.	<i>Ich werde mich daran gewöhnen.</i>
1:48	I have to get used to it.	<i>Ich muss mich daran gewöhnen.</i>
3:03	It is not very heavy. / It is not very difficult.	<i>Es ist nicht sehr schwer.</i>
3:40	difficult	<i>schwer / schwierig</i>
3:57	I cannot get used to it. It's very difficult for me.	<i>Ich kann mich nicht daran gewöhnen. Es ist sehr schwer für mich.</i>
4:35	One has to get used to it.	<i>Man muss sich daran gewöhnen.</i>
5:20	I've finally got used to it.	<i>Ich habe mich endlich daran gewöhnt.</i>
6:30	I remember	<i>ich erinnere mich</i>
6:34	I remembered.	<i>Ich habe mich erinnert.</i>
7:19	I don't remember it.	<i>Ich erinnere mich nicht daran.</i>
7:41	I cannot remember it.	<i>Ich kann mich nicht daran erinnern.</i>
7:57	I couldn't remember it.	<i>Ich konnte mich nicht daran erinnern.</i>

**Review course
Track 61**

✓
X
✓
✓
✓
✓
X
✓
✓
✓
X
X
X
X
✓

Advanced course: CD 4 Track 5

0:00	to open	<i>öffnen</i>
0:06	Will you open the window.	<i>Wollen Sie das Fenster öffnen.</i>
0:30	I opened the window.	<i>Ich habe das Fenster geöffnet.</i>
0:44	It is open(ed).	<i>Es ist geöffnet.</i>
0:52	It is being opened.	<i>Es wird geöffnet.</i>
1:10	It was opened.	<i>Es war geöffnet.</i>
1:20	It was being opened.	<i>Es wurde geöffnet.</i>
1:33	to open	<i>aufmachen</i>
1:48	to close	<i>zumachen</i>
1:55	I opened the door.	<i>Ich habe die Tür aufgemacht.</i>
2:08	He closed the door.	<i>Er hat die Tür zugemacht.</i>
2:25	The door is closed.	<i>Die Tür ist zugemacht. / Die Tür ist zu.</i>
2:53	The door is being closed.	<i>Die Tür wird zugemacht.</i>
3:28	It will be closed.	<i>Es wird zugemacht sein.</i>

**Review course
Track 62**

X
X
✓
✓
✓
✓
✓
X
X
X
✓
✓
✓
✓
✓

34

3:46 It will be getting closed. *Es wird zugemacht werden.*

✓

Advanced course: CD 4 Track 6

**Review course
Track 63**

0:08 It is getting cold. *Es wird kalt.*

✓

0:58 It got cold. / It has gotten cold. *Es ist kalt geworden.*

X

1:11 The soup has gotten cold. *Die Suppe ist kalt geworden.*

✓

1:23 It was getting cold. *Es wurde kalt.*

X

1:32 It is late. *Es ist spät.*

X

1:38 It is getting late. *Es wird spät.*

X

1:46 It will be late. *Es wird spät sein.*

✓

1:55 It will be too late soon. *Es wird bald zu spät sein.*

X

2:03 It will be getting late. *Es wird spät werden.*

✓

2:24 It will be getting dark soon. *Es wird bald dunkel werden.*

X

2:38 It was dark. *Es war dunkel.*

✓

2:48 It was too dark. *Es war zu dunkel.*

✓

2:54 It was getting dark. *Es wurde dunkel.*

X

3:12 It has been (very) dark. *Es ist (sehr) dunkel gewesen.*

✓

3:48 It has gotten very dark. *Es ist sehr dunkel geworden.*

✓

Advanced course: CD 4 Track 7

**Review course
Track 64**

0:05 to build *bauen*

✓

0:17 I built it. *Ich habe es gebaut.*

✓

0:25 It is built. *Es ist gebaut.*

✓

0:45 It is being built. *Es wird gebaut.*

✓

1:21 It was built. *Es war gebaut.*

✓

1:36 It was being built. *Es wurde gebaut.*

✓

2:07 These houses were being built. *Diese Häuser wurden gebaut.*

✓

2:28 Whenever you have 'geworden' following another past participle, you take off the 'ge'.

X

3:39 light *hell*

X

4:02 It's very light here. *Es ist sehr hell hier.*

X

4:27 It's getting light. *Es wird hell.*

✓

4:41 It has become light. *Es ist hell geworden.*

✓

5:08 It was getting light. *Es wurde hell.*

✓

5:24	It will be getting light.	<i>Es wird hell werden.</i>	X
5:36	It would be getting too dark.	<i>Es würde zu dunkel werden.</i>	✓
6:01	It would be too dark.	<i>Es würde zu dunkel sein.</i>	X
6:15	It would have been too dark.	<i>Es wäre zu dunkel gewesen.</i>	✓
6:46	It would have gotten too dark.	<i>Es wäre zu dunkel geworden.</i>	✓
7:14	It was too dark.	<i>Es war zu dunkel.</i>	X
7:21	It was getting too dark.	<i>Es wurde zu dunkel.</i>	X
7:29	It has been too dark.	<i>Es ist zu dunkel gewesen.</i>	X
8:04	It has gotten too dark.	<i>Es ist zu dunkel geworden.</i>	X

Advanced course: CD 4 Track 8

**Review course
Track 65**

0:36	He is selling it.	<i>Er verkauft es.</i>	✓
0:49	It is sold.	<i>Es ist verkauft.</i>	✓
0:55	It's being sold.	<i>Es wird verkauft.</i>	X
1:14	Everything is being sold.	<i>Alles wird verkauft.</i>	✓
1:40	It was being sold.	<i>Es wurde verkauft.</i>	✓
1:52	Everything was being sold.	<i>Alles wurde verkauft.</i>	✓
2:00	Everything was sold.	<i>Alles war verkauft.</i>	✓
2:11	Everything has been sold.	<i>Alles ist verkauft gewesen.</i>	✓
2:27	Everything has gotten sold.	<i>Alles ist verkauft worden.</i>	X
3:33	Everything would be sold.	<i>Alles würde verkauft sein. / Alles wäre verkauft.</i>	✓
4:10	'Wäre' is the subjunctive. It can be used instead of 'würde sein' because there is little difference in meaning.		X

Advanced course: CD 4 Track 9

**Review course
Track 66**

0:09	He is selling the house.	<i>Er verkauft das Haus.</i>	✓
0:45	He has been living here for a long time.	<i>Er wohnt hier seit langer Zeit.</i>	✓
1:17	He has been selling houses for a long time.	<i>Er verkauft Häuser (schon) seit langer Zeit.</i>	✓
1:47	The house is sold.	<i>Das Haus ist verkauft.</i>	✓
2:02	The house is being sold.	<i>Das Haus wird verkauft.</i>	✓
2:15	He sold the house.	<i>Er hat das Haus verkauft.</i>	✓
2:32	The house has gotten sold. / The house has become sold.	<i>Das Haus ist verkauft worden.</i>	✓

36

2:49	The house was getting sold.	<i>Das Haus wurde verkauft.</i>	✓
3:22	He will sell the house.	<i>Er wird das Haus verkaufen.</i>	✓
3:41	The house will be sold.	<i>Das Haus wird verkauft sein.</i>	✓
4:05	The house will be getting sold.	<i>Das Haus wird verkauft werden.</i>	✓
4:22	He would sell the house.	<i>Er würde das Haus verkaufen.</i>	✓
4:36	The house would be getting sold.	<i>Das Haus würde verkauft werden.</i>	✓
5:05	He had sold the house.	<i>Er hatte das Haus verkauft.</i>	✓
5:27	if he had sold the house	<i>wenn er das Haus verkauft hätte</i>	✓
5:53	The house would have been sold.	<i>Das Haus wäre verkauft worden.</i>	✓
6:18	He will have sold the house.	<i>Er wird das Haus verkauft haben.</i>	✓
6:43	He would have sold the house.	<i>Er hätte das Haus verkauft.</i>	✓
7:01	The house would have been sold.	<i>Das Haus wäre verkauft gewesen.</i>	✓

Advanced course: CD 4 Track 10

0:00	I'm very happy. (I enjoy myself.)	<i>Ich freue mich.</i>	X
0:13	I'm very happy to be here with you.	<i>Ich freue mich sehr mit Ihnen hier zu sein. / Es freut mich sehr mit Ihnen hier zu sein.</i>	✓
0:39	with you (plural, to friends)	<i>mit euch</i>	X
0:59	I did enjoy very much being here with you.	<i>Es hat mich sehr gefreut (mit euch) mit Ihnen hier zu sein.</i>	✓
1:32	I'm looking forward to seeing you again soon.	<i>Ich werde mich sehr freuen, Sie bald wieder zu sehen. / Es wird mich sehr freuen, Sie bald wieder zu sehen.</i>	✓
2:17	to interest	<i>interessieren</i>	X
2:24	interesting	<i>interessant</i>	X
2:28	It is very interesting.	<i>Es ist sehr interessant.</i>	X
2:34	It interests me very much.	<i>Es interessiert mich sehr. / Ich interessiere mich sehr.</i>	X
2:59	It did interest me very much.	<i>Es hat mich sehr interessiert.</i>	✓

Advanced course: CD 4 Track 11

0:00	He told me that he wouldn't	<i>Er hat mir gesagt, dass er es</i>
------	-----------------------------	--------------------------------------

Review course Track 67

X
✓
X
✓
✓
X
X
X
X
✓

Review course Track 68

have done it if he had known it. *nicht getan hätte, wenn er es gewusst hätte.*

✓

Advanced course: CD 4 Track 12

**Review course
Track 69**

0:00 Do you want to come along? *Wollen Sie mitkommen?*
 0:18 I will come along. *Ich werde mitkommen.*
 0:33 I'm sorry but I cannot come along. *Es tut mir Leid, aber ich kann nicht mitkommen.*
 0:56 He came along. *Er ist mitgekommen.*
 1:10 He arrived. *Er ist angekommen.*
 1:25 He received it. / He got it. *Er hat es bekommen.*

✓

✓

✓

✓

✗

✗

Advanced course: CD 4 Track 13

**Review course
Track 70**

0:00 to tear *reißen*
 0:09 to travel *reisen*
 0:39 to tear something off *abreißen*
 0:50 I tore it off. *Ich habe es abgerissen.*
 1:00 It is torn off. *Es ist abgerissen.*
 1:09 It got torn off. / It became torn off. *Es wurde abgerissen.*
 1:57 to tear into pieces *zerreißen*
 2:26 He tore it into pieces. *Er hat es zerrissen.*
 2:36 It is (entirely) torn into pieces. *Es ist (ganz) zerrissen.*
 3:11 It was being torn into pieces yesterday. *Es wurde gestern zerrissen.*
 3:30 I could see it. *Ich konnte es sehen.*
 3:35 I saw it. *Ich habe es gesehen.*
 3:38 to break *brechen*
 3:58 It is broken. *Es ist gebrochen.*
 4:11 He broke it into pieces. *Er hat es zerbrochen.*

✓

✗

✓

✗

✓

✓

✓

✓

✓

✓

✓

✗

✗

✓

✓

✓

Advanced course: CD 4 Track 14

**Review course
Track 71**

0:12 It fell. *Es ist gefallen.*
 0:26 It fell down. *Es ist runtergefallen.*
 1:29 It fell out. *Es ist rausgefallen.*

✓

✓

✓

38

1:38	It fell over.	<i>Es ist rübergefallen.</i>	✓
1:51	It fell in.	<i>Es ist reingefallen.</i>	✓
2:04	He fell in.	<i>Er ist reingefallen.</i>	✓
2:13	He got caught.	<i>Er ist reingefallen.</i>	X

Advanced course: CD 4 Track 15

**Review course
Track 72**

0:05	to make	<i>machen</i>	X
0:13	to laugh	<i>lachen</i>	X
0:20	to work	<i>arbeiten</i>	X
0:24	He worked.	<i>Er hat gearbeitet.</i>	✓
0:36	to say / to tell	<i>sagen</i>	X
0:40	He said. / He has said.	<i>Er hat gesagt.</i>	X
0:47	to ask	<i>fragen</i>	X
0:59	I have a question.	<i>Ich habe eine Frage.</i>	X
1:05	He asked me.	<i>Er hat mich gefragt.</i>	✓
1:14	Why didn't you ask me?	<i>Warum haben Sie mich nicht gefragt?</i>	✓
1:27	Why didn't you tell it to me?	<i>Warum haben Sie es mir nicht gesagt?</i>	X
1:43	to play	<i>spielen</i>	X
1:51	We played.	<i>Wir haben gespielt.</i>	✓

Advanced course: CD 4 Track 16

**Review course
Track 73**

0:09	I opened it.	<i>Ich habe es geöffnet.</i>	X
0:27	The store is open.	<i>Das Geschäft ist geöffnet.</i>	✓
0:44	open	<i>offen / geöffnet</i>	X
0:50	to close	<i>schließen</i>	X
0:59	The door is closed.	<i>Die Tür ist geschlossen. / Die Tür ist zu. / Die Tür ist zugemacht.</i>	X
1:25	The door is locked.	<i>Die Tür ist zugeschlossen.</i>	X
1:51	opened (with a key)	<i>aufgeschlossen</i>	X
2:31	prison	<i>das Gefängnis</i>	X
2:50	to try	<i>probieren</i>	X
2:55	to try on	<i>anprobieren</i>	X
3:07	May I?	<i>Darf ich?</i>	X
3:16	May I try on the shoes?	<i>Darf ich die Schuhe anprobieren?</i>	✓

Advanced course: CD 4 Track 17

0:00	cover	<i>die Decke</i>
0:13	to discover	<i>entdecken</i>
0:27	he discovers	<i>er entdeckt</i>
1:01	He discovered it.	<i>Er hat es entdeckt.</i>
1:12	It is discovered.	<i>Es ist entdeckt.</i>
1:21	It was being discovered.	<i>Es wurde entdeckt.</i>
1:30	He has discovered it.	<i>Er hat es entdeckt.</i>
1:43	I slept.	<i>Ich habe geschlafen.</i>
2:37	to step	<i>treten</i>
2:47	to step in	<i>eintreten</i>

**Review course
Track 74**

X
X
✓
✓
✓
✓
✓
✓
✓
✓

39

Advanced course: CD 4 Track 18

0:00 Advice on reading in German.

X

40

The Michel Thomas Product Range

- No books
- No writing
- Just confidence

French	EAN: 978 0 340 78064 0
German	EAN: 978 0 340 78066 4
Spanish	EAN: 978 0 340 78068 8
Italian	EAN: 978 0 340 78070 1

***These are the first 2 hours of the Foundation course.**

8-hour Foundation course – 2nd edition (CD) £70

French	EAN: 978 0 340 93891 1
German	EAN: 978 0 340 93892 8
Spanish	EAN: 978 0 340 93893 5
Italian	EAN: 978 0 340 93894 2

5-hour Advanced course – 2nd edition (CD) £50

French	EAN: 978 0 340 93898 0
German	EAN: 978 0 340 93913 0
Spanish	EAN: 978 0 340 93899 7
Italian	EAN: 978 0 340 93900 0

The Michel Thomas Review courses have been devised to allow the student at home to check on their learning to find areas causing difficulty and revisit the relevant teaching point in the main Foundation (8-hour) or Advanced course, or to review the course quickly if returning to it after some time.

Foundation Review course (2 CDs) £20

French	EAN: 978 0 340 92937 7
German	EAN: 978 0 340 93895 9
Italian	EAN: 978 0 340 93897 3
Spanish	EAN: 978 0 340 93896 6

Advanced Review course (1 CD) £10

French	EAN: 978 0 340 93901 7
German	EAN: 978 0 340 93902 4
Italian	EAN: 978 0 340 93904 8
Spanish	EAN: 978 0 340 93903 1

What other courses are available with Michel Thomas?

The **Language Builders** take the form of a 'one-to-one' lecture with Michel Thomas, building on the words and phrases in his Foundation (8-hour) and Advanced courses. The courses provide confidence in pronunciation, increase your word-power and consolidate your knowledge in just two hours.

Language Builders (2 CDs) £20

French	EAN: 978 0 340 78969 8
German	EAN: 978 0 340 78973 5
Italian	EAN: 978 0 340 78975 9
Spanish	EAN: 978 0 340 78971 1

The much-anticipated **Vocabulary courses** carry forward the Michel Thomas teaching tradition and faithfully follow his unique approach to foreign language learning. The courses remain faithful to the method Michel Thomas uses in his earlier courses, with the all-audio and 'building-block' approach.

Vocabulary courses (3 CDs) £30

French	EAN: 978 0 340 93982 6
German	EAN: 978 0 340 93984 0
Italian	EAN: 978 0 340 93983 3
Spanish	EAN: 978 0 340 93973 4


The **Michel Thomas Special Editions** comprise:

- The Foundation (8-hour) course on CD
- The Language Builder CD
- Sample hours from 2 other languages
- A CD wallet to store the course in
- Michel Thomas' biography *The Test of Courage*

Special Editions £99

French	EAN: 978 0 340 81402 4
Italian	EAN: 978 0 340 81403 1
Spanish	EAN: 978 0 340 88289 4

*Michel
Thomas*



THE TEST OF COURAGE

EAN: 978 0 340 81245 7 £9.99 paperback

Michel Thomas' remarkable life-story, told by Christopher Robbins

"As much a thriller as a biography"

Emma Thompson

"One of the bravest men you will ever read about"

John le Carré

"Intriguing biography ... a vivid, life-affirming narrative that exerts considerable power"

THE TIMES

"This book is a right riveting read"

SCOTLAND ON SUNDAY

These **Michel Thomas** products are available from all good bookshops and online booksellers.

43

To find out more, please get in touch with us

For General Enquiries and for information on Michel Thomas:

Call: 020 7873 6400 Fax: 020 7873 6325

Email: michelthomas-enquiries@hodder.co.uk

To place an order:

Call: 01235 400414 Fax: 01235 400454 Email: uk.orders@bookpoint.co.uk

You can write to us at:

Hodder Arnold, 338 Euston Road, London NW1 3BH

www.hoddereducation.com

Press reviews for *Michel Thomas Language Courses*

The Times

'the nearest thing to painless learning'

The Daily Telegraph

'works like a dream'

Sunday Business

'...ideal for any business traveller who needs to be able to get around confidently'

Time Out

'...five minutes into the first CD, you already feel like you're winning'

Red

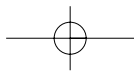
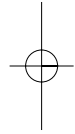
'Hugely inspiring'

Daily Star

'Michel's methods will teach you effectively and easily'

The Daily Telegraph

'a great way to learn; it's fast and it lasts'





Have your say! Listener response form

45

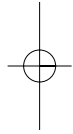
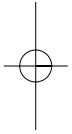
You may write your replies overleaf.

1. What is your name?
2. Are you male or female?
3. What is your age?
4. What is your occupation?
5. What is your address (email and/or postal)?
6. How did you hear about Michel Thomas?
7. Why are you learning a language?
8. Which language are you studying?
9. Which of Michel's courses have you done?
10. Where did you buy/borrow them from?
11. Have you tried another method before? If so, which product?
12. What's the best thing about learning with Michel?

Please send this form to the FREEPOST address below:

Hodder Arnold Consumer Marketing
338 Euston Road
FREEPOST NW6148
London NW1 3BH

If you would like to be put on a Michel Thomas mailing list to be kept up to date with the latest offers and new products, please tick the box



Hodder Arnold
338 Euston Road
London NW1 3BH

